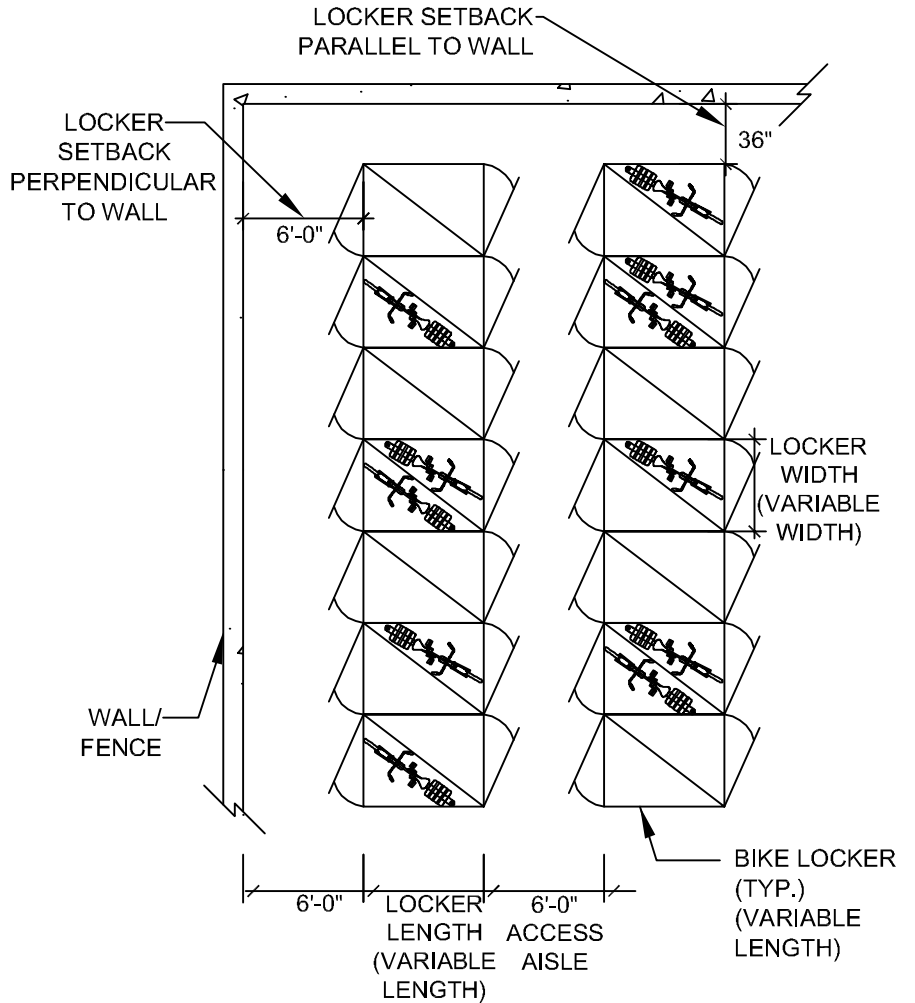


# BICYCLE PARKING LOCKER PLACEMENT

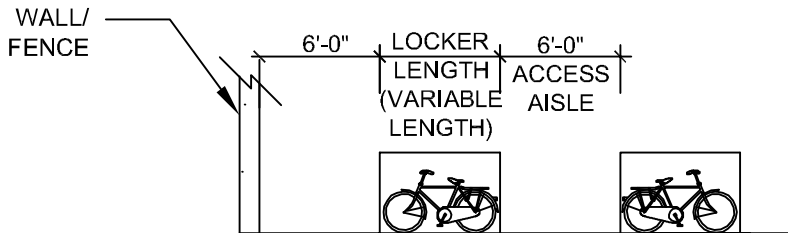
## LOCKER SETBACKS:

**Parallel To Wall:**  
Recommended: 36"  
Minimum: 30"

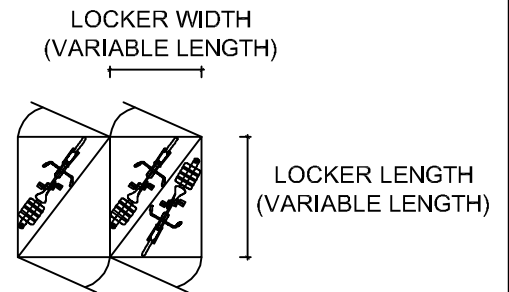
**Perpendicular To Wall:**  
Recommended: 72"  
Minimum: 60"



**PLAN VIEW**  
**LOCKER PLACEMENT-SCALE 1"=10'-0"**



**SIDE VIEW-SCALE 1"=10'-0"**



**SIDE BY SIDE LOCKERS-SCALE 1"=10'-0"**



Alexandria Department of Transportation  
and Environmental Services  
Bicycle and Pedestrian Program

REVISED:  
December 2009  
SCALE:  
AS NOTED

**D**