



# Adolescent Sexual & Reproductive Health in the City of Alexandria

Lina Zimmerman, MPH

Population Health Epidemiologist

October 29, 2020

# Presentation Outline

- Key Definitions
- Reproductive Health Data
  - 2018 Pregnancy Rates & Outcomes
    - Trends Over Time & Place
    - Racial & Ethnic Disparities
    - Trends by Age Group
  - Teen Wellness Center (TWC) Data
- Next Steps
- Key Takeaways
- Questions



# Key Definitions

- **Pregnancy rates vs. Number of Pregnancies**
  - **Rates** have a numerator & a denominator
    - *Control for population differences*
  - **Number** is a *count* of how many events or people
- **Pregnancy rate:** Number of pregnancies per 1,000 females
- **Live birth rate:** Number of live births per 1,000 females
- **Number of pregnancies:**

$$\begin{array}{l} \# \text{ of live births} \\ + \# \text{ of pregnancy terminations} \\ + \# \text{ of natural fetal death} \\ \hline = \# \text{ of pregnancies} \end{array}$$
- **Teen:** Person 10 to 19 years of age
- **Statistical significance:** *calculated* difference between two rates or numbers that is not likely due to chance alone



Alexandria Teen Pregnancy Rates & Outcomes

# TRENDS OVER TIME

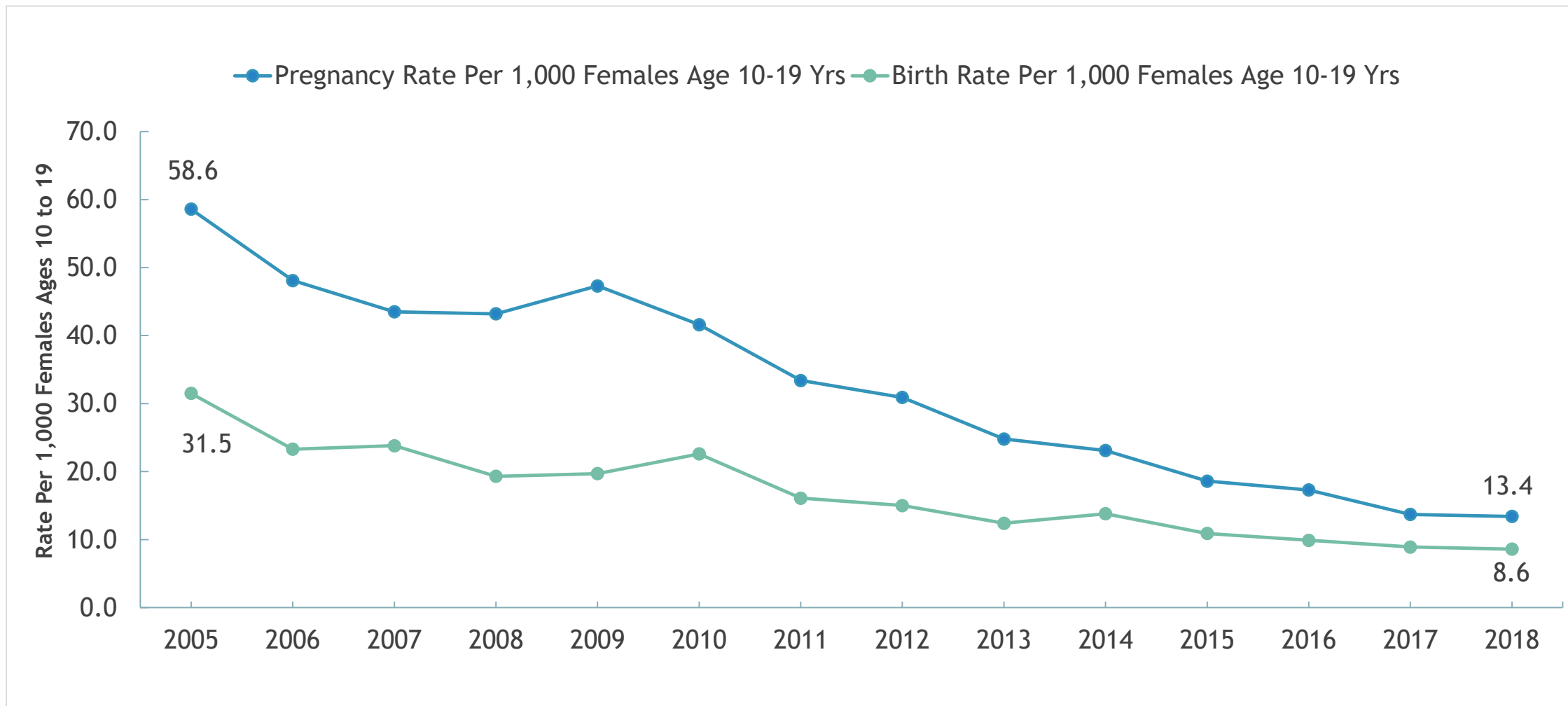


# Alexandria's 2018 Teen Pregnancy Number & Rate

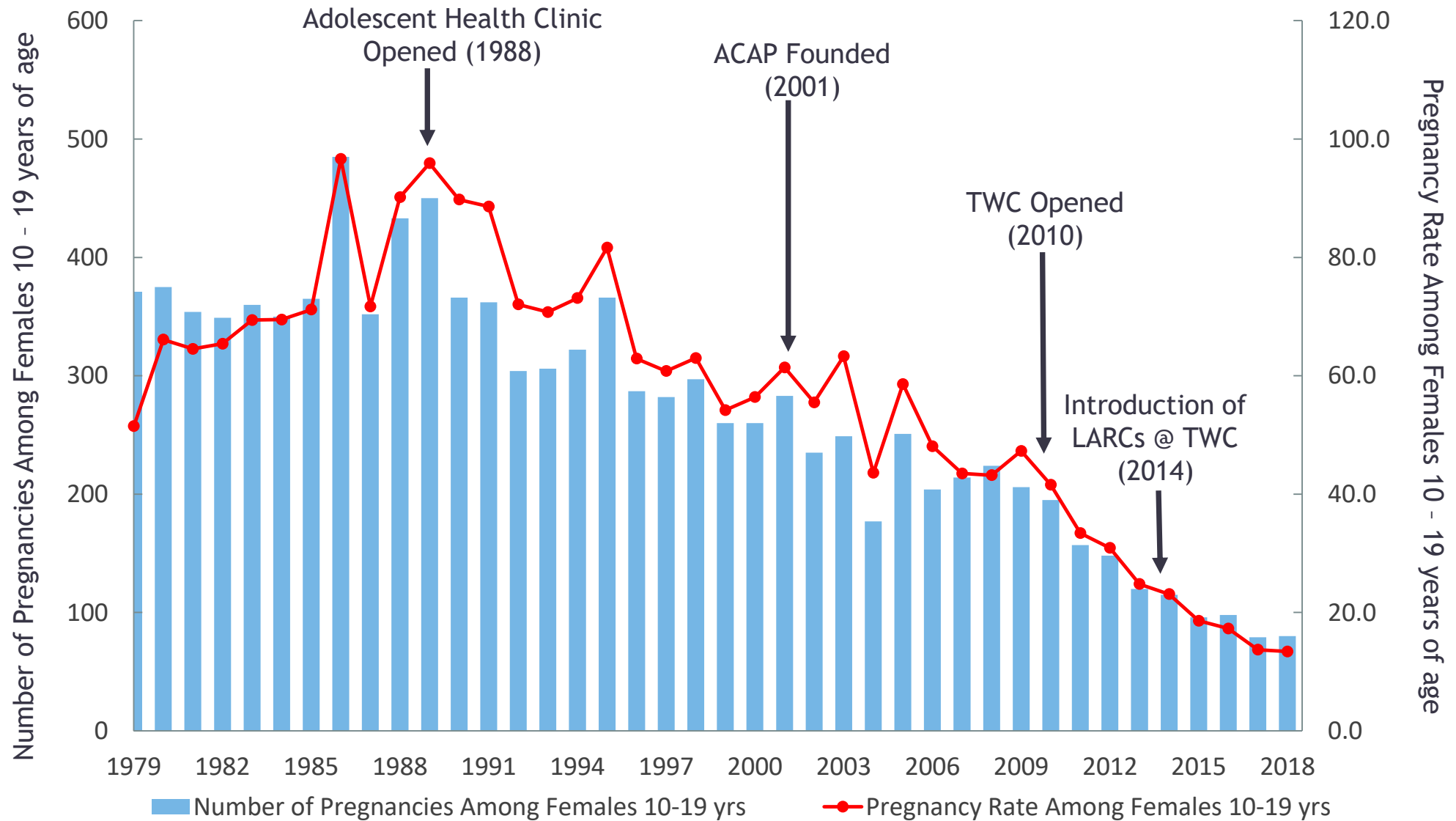
- In 2018, there were **80** teen pregnancies in Alexandria
  - 2018 Pregnancy Rate:
    - **13.4 pregnancies per 1,000** females ages 10 to 19
  - 2017 Pregnancy Rate:
    - **13.7 pregnancies per 1,000** females ages 10 to 19
- From 2017 to 2018 Alexandria's teen pregnancy rate **declined 2.2%**
  - This difference is *not* statistically significant



# Alexandria's Teen Pregnancy Rate & Live Birth Rate from 2005 to 2018



# Teen Pregnancy in Alexandria from 1979 to 2018



Alexandria Teen Pregnancy Rates & Outcomes

# **DISPARITIES BY RACE & HISPANIC ETHNICITY**





# Teen Pregnancy in Alexandria by Race & Hispanic Ethnicity

- Of the **80** teen pregnancies that occurred in Alexandria in 2018,
  - **55%** were among Hispanic teens
  - **28%** were among Black teens
  - **15%** were among white teens

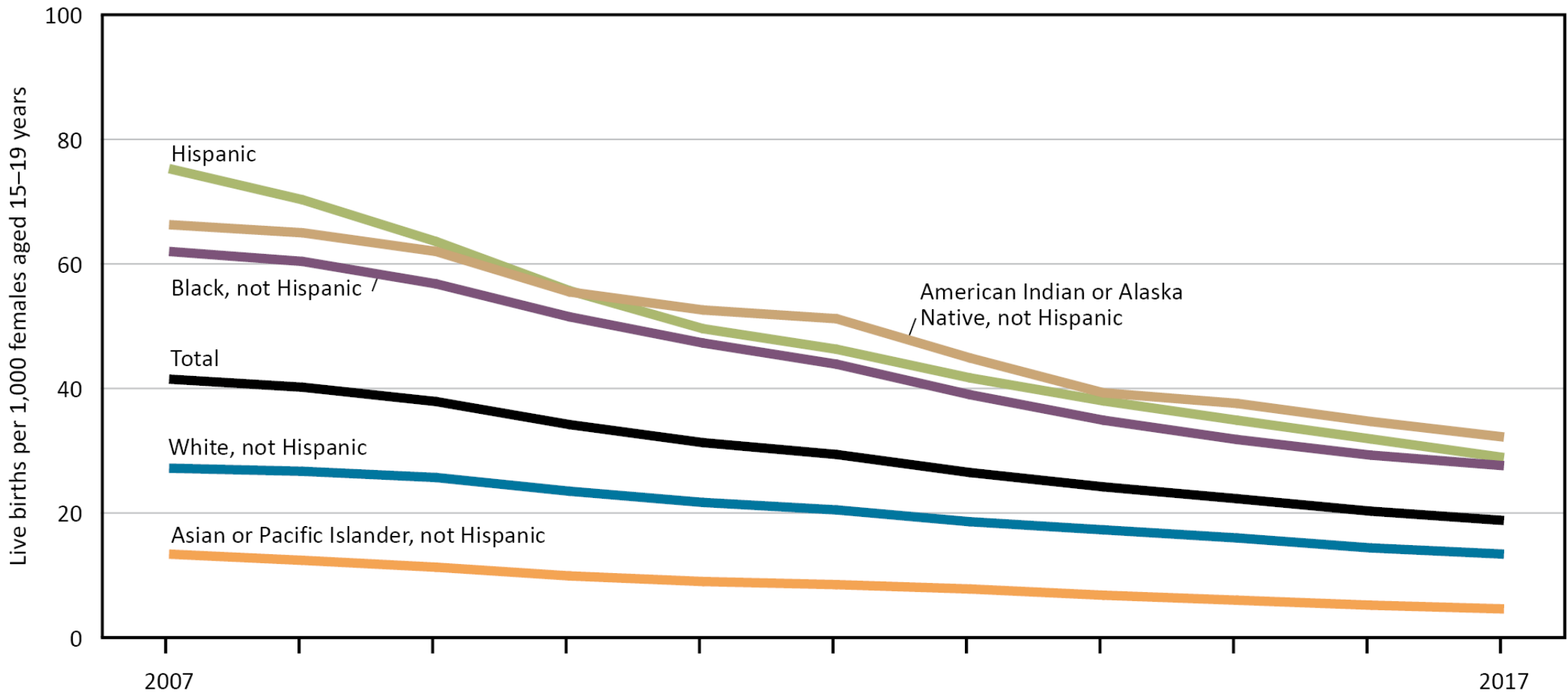


# Alexandria Teen Live Births by Race & Hispanic Ethnicity

- Of the **51** live births among Alexandria teens 15 to 19 years of age in 2018,
  - **69%** were among **Hispanic** teens
  - **20%** were among **Black** teens
  - **18%** were among **white** teens



# Live Birth Rate Among U.S. Teens Age 15 to 19 Years by Race & Ethnicity from 2007 to 2017



Alexandria Teen Pregnancy Rate & Outcomes

# TRENDS AND BENCHMARKS BY AGE

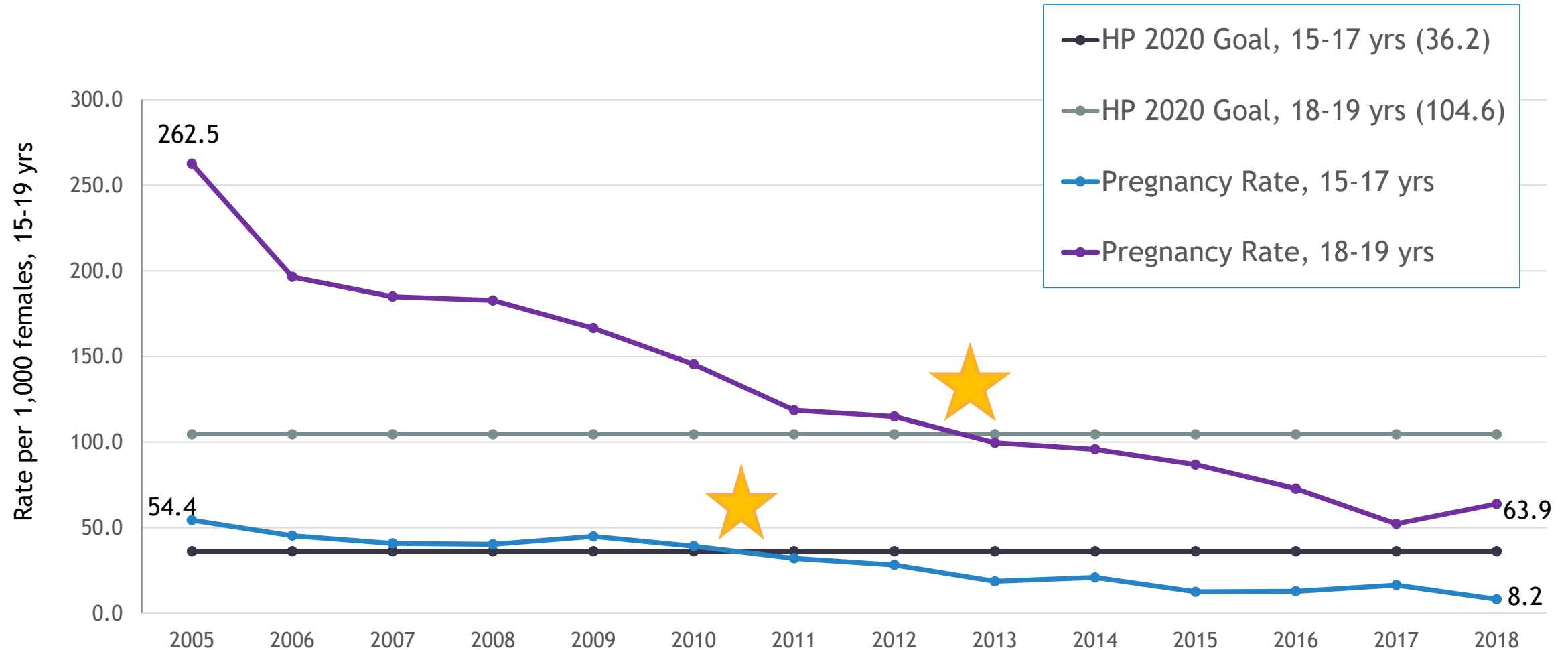


# Number of Alexandria Teens who Experienced Pregnancy by Age

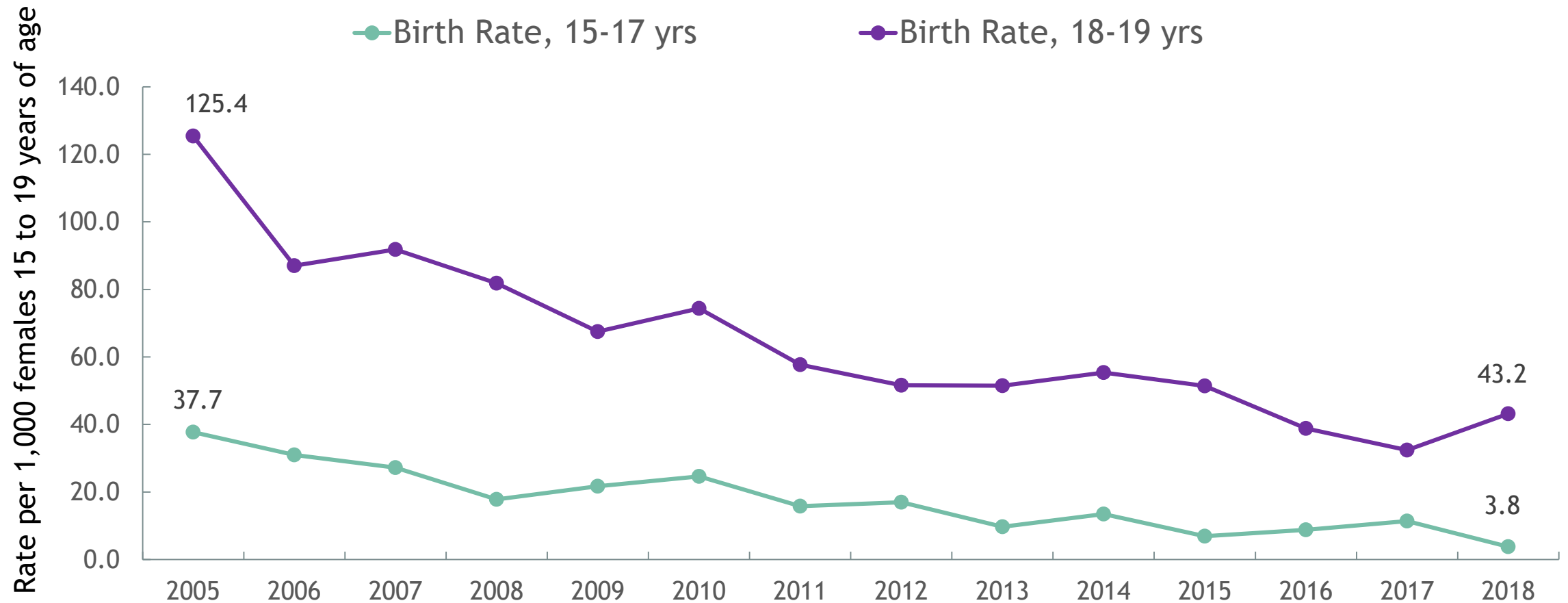
- Of the **80** teen pregnancies in Alexandria in 2018:
  - **15 (19%)** were among teens **15 to 17** years of age
  - **65 (81%)** were among teens **18 to 19** years of age



# Pregnancy Rate Among Alexandria Teens by Age Group from 2005 to 2018



# Birth Rate Among Alexandria Teens by Age Group from 2005 to 2018



# TEEN WELLNESS CENTER DATA





# Demographics of Patients seen at the TWC in 2018

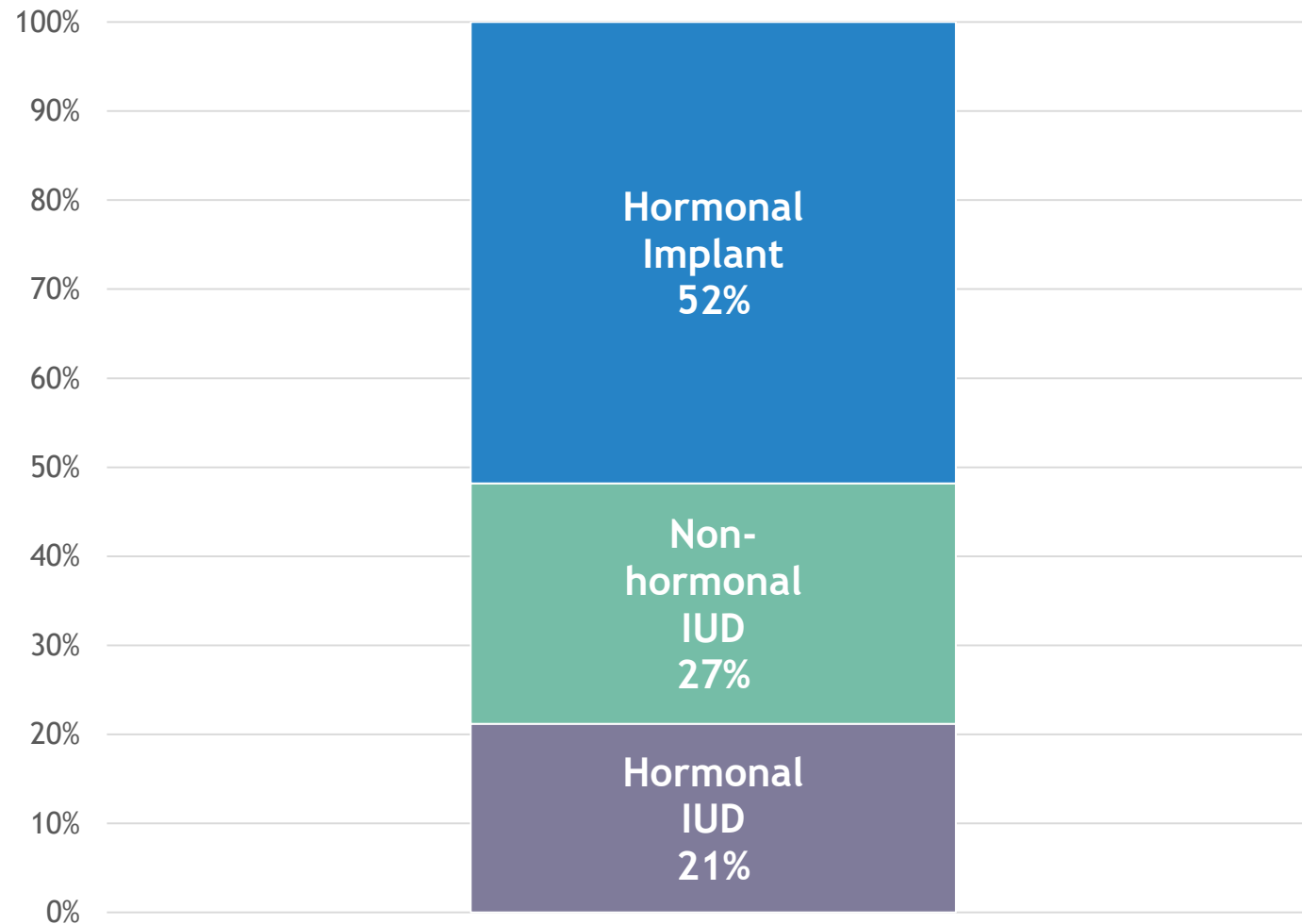
- 1,843 patients were seen at the Teen Wellness Center (TWC) in 2018
  - 40% identified as Hispanic
  - 35% identified as Black
  - 16% identified as white, non-Hispanic
  - 9% identified as other



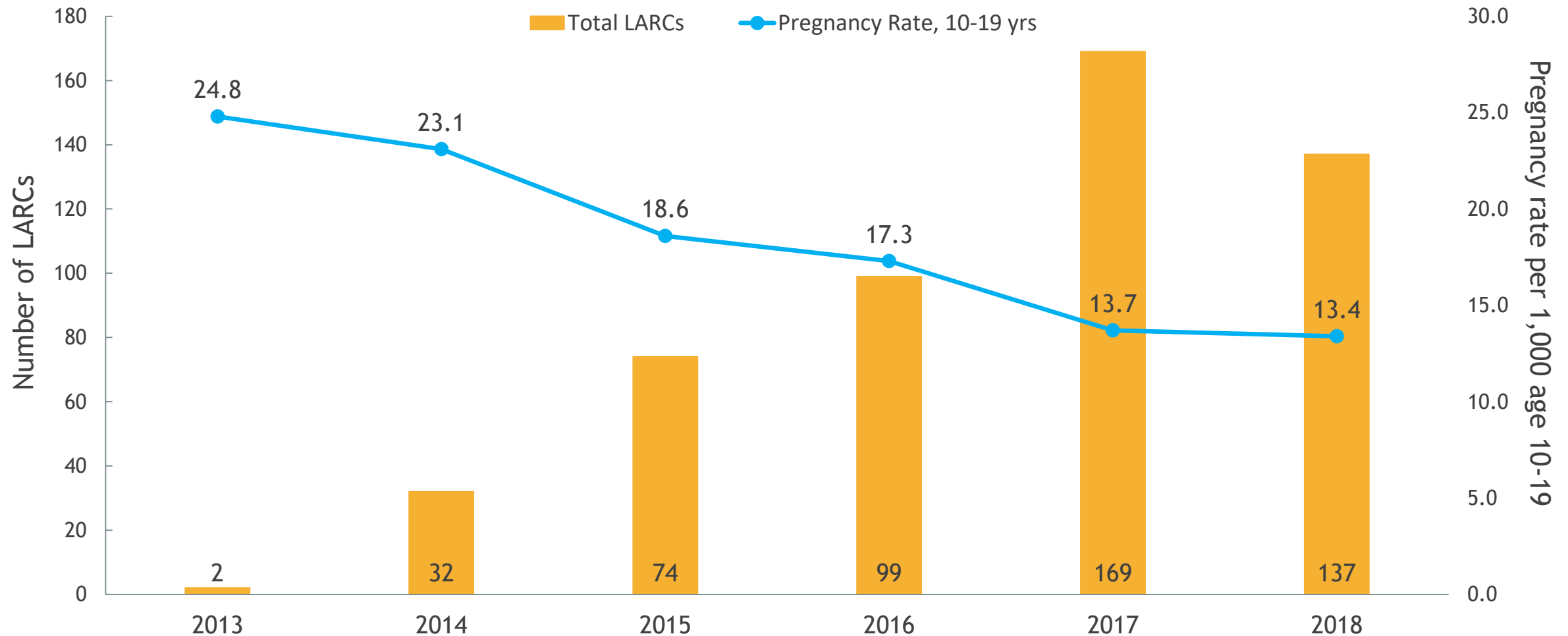
# Patients & Visits by Sub Program at the TWC in 2018

Sub Program	Number of Patients	Percent of Total Patients	Number of Visits
Family Planning	649	35%	1,672
Sexually Transmitted Infections	168	9%	254

# Long Acting Reversible Contraception (LARC) Options at the TWC



# Utilization of LARCs at the TWC from 2013 to 2018



# **NEXT STEPS, KEY TAKEAWAYS, CONCLUSION**



# Youth Behavioral Risk Survey (YRBS) Data

- YRBS data was collected in 2019
  - **Analysis is pending**
- From the **2017** YRBS data we know:
  - Students are **less sexually active**
  - Most students who have sex are **using condoms**
  - Female and LBGTQ students experience, in greater numbers, factors that may **impede optimal sexual and reproductive health**.
- AHD will include information about mental health and LBGTQ experiences in future presentations.



# Key Takeaways from this Year's Data

- Alexandria's teen pregnancy rate declined by 2.2% from 2017 to 2018
  - This change is not statistically significant
- Alexandria's pregnancy rates among teens ages 15 to 17 and 18 to 19 remain below the Health People 2020 benchmarks
- Disparities across race & ethnicity persist
  - Higher pregnancy rates for teens who identify as Black
  - Higher pregnancy rates for teens who identify as Hispanic
- AHD works to meet teens where they are through the TWC, Rainbow Tuesday, and Public Health Field Nursing programs



# Next Steps

- Alexandria Health Department will continue to:
  - Strive for health equity
  - Provide patient-centered & evidence based care that focuses on and supports teen's long-term life goals, and emphasize abstinence as the only method guaranteed to prevent pregnancy and STIs.
  - Support pregnant and parenting teens through our WIC and Field Nursing programs.
  - Collaborate with ACPS, SAPCA, and others to develop programs based on the 2019 YRBS data





# Data Sources

- Virginia Health Statistics, Statistical Reports and Tables; VDH Division of Health Statistics, December 2019. Available at: <http://www.vdh.virginia.gov/healthstats/stats.htm>.
- Additional VDH pregnancy and raw birth data provided by VDH Division of Health Statistics.
- Teen Wellness Center Data obtained from clinical administrative records.
- NOTES: Some states reported multiple-race data. The multiple-race data for these states were bridged to the four single-race categories for comparability across the trend. See data table for Figure 5.
- SOURCE: NCHS, National Vital Statistics System (NVSS), Natality. Excel and PowerPoint: [https://www.cdc.gov/nchs/hus/contents2018.htm#Figure\\_005](https://www.cdc.gov/nchs/hus/contents2018.htm#Figure_005). Accessed September 10, 2020 at: <https://www.cdc.gov/nchs/data/hus/2018/fig05.pdf>



# Thank you to the following individuals:

- Brandie Temple
- Marilyn Foster
- Debbie Bowers



**QUESTIONS?**

